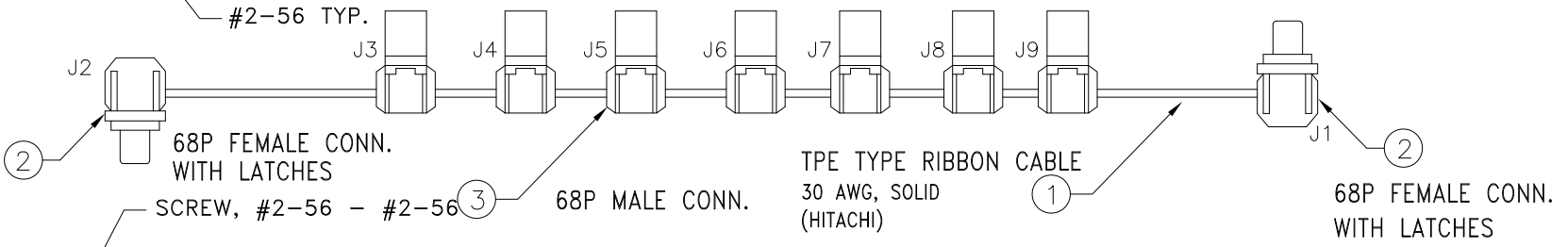
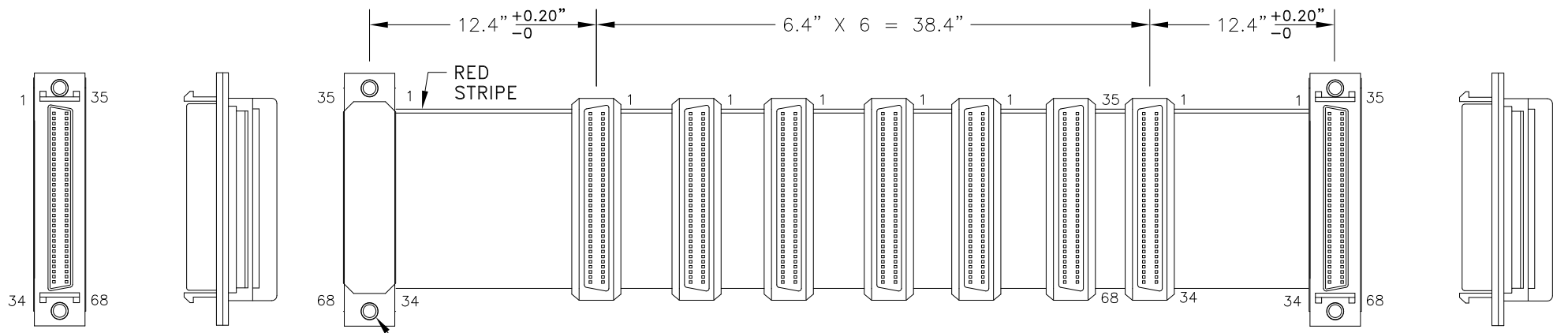
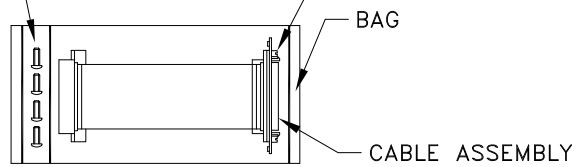


DWG NO. SH REV

REVISIONS				
ZONE	REV	DESCRIPTION	DATE	APPROVED



SCREW
300194 A
4 PCS.



PACKAGE DRAWING

ALL EQUIVALENT PARTS MUST BE APPROVED BY PDE

- 6. ALL PARTS APPROVED FOR UL, CSA, AND VDE
- 5. ADAPT PLATES (2) REQUIRED FOR PANEL MOUNTING.
- 4. J3 THRU. J9 -TO DRV, PCB
- 3. J1, J2- SHIELDED, W/#2-56 STANDOFFS
- 2. MANUFACTURER: 1. TBD
- 1. DATA CABLE- TPE, 30 AWG, SOLID, HITACHI

NOTES: UNLESS OTHERWISE SPECIFIED

QTY REQD	FSCM NO.	PART OR IDENTIFYING NO.	NOMENCLATURE OR DESCRIPTION	MATERIAL SPECIFICATION	ITEM NO.
7			CONN. MICRO "D" PLUG, IDC, 68-MALE, FEED THROUGH	68P MALE CONN.	3
2			MICRO "D", FEMALE, 68 POS., IDC TYPE, PANEL MNT.	68P FEMALE CONN.	2
1			CABLE,.025 CENTER, FLAT,68 CONDUCTOR	TPE TYPE RIBBON CABLE	1

PARTS LIST

UNLESS OTHERWISE SPECIFIED DIMENSIONS ARE IN INCHES TOLERANCES ARE:		CONTRACT NO.		PDE TECHNOLOGY CORPORATION	
FRACTIONS ± 1/32	DECIMALS .XX ± .02 .XXX ± .010	ANGLES ± 1/2'	APPROVALS	DATE	CABLE ASSY, FLAT, 68-F, 7 DRV
MATERIAL SEE PART LIST			DRAWN JIM H.	98-08-13	
FINISH SEE NOTE 3			CHECKED	ISSUED	
NEXT ASSY	USED ON	APPLICATION	SCALE	SIZE B	FSCM NO.
DO NOT SCALE DRAWING			DWG NO. 29-0049	REV A	
			SHEET	1 OF 1	